



WELCOME

Students And Families

IMPORTANT NEXT STEPS

Presented by
Student Financial Services

STUDENT PORTAL ACCESS

<https://my.ursinus.edu/portal/my-ursinus>

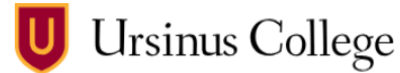
The screenshot shows the student portal interface. At the top, a navigation bar contains links for 'REQUEST INFO', 'VISIT', 'APPLY', and 'INFORMATION FOR'. Below this is a secondary navigation bar with links for 'About', 'Academics', 'Admission', 'Athletics', the Ursinus College logo, 'Student Life', and 'News & Events'. The main header features the 'my URSINUS' logo. A dark footer bar contains icons and links for 'CANVAS', 'ACADEMIC CALENDAR', 'COLLEGE CATALOG', 'REGISTER CAMPUS SOCIAL EVENT', 'WEBMAIL', and 'PLANNING A C'. The main content area includes a search bar with the text 'Search ursinus.edu' and a red 'SEARCH' button. Below the search bar is a 'Hello, Joel Zacharias' greeting, followed by a message: 'This page provides links to helpful resources to help manage your student experience at Ursinus.' A 'MY ANNOUNCEMENTS' section contains the text: 'Your voice matters! Take the NSSE survey to help Ursinus improve your educational experience and enter the drawing'. At the bottom, there is a 'MY INFO' section with the Ursinus College logo and the text: 'Updates to this information can be managed in [Self Service](#). The information listed here will be shared with staff at Ursinus'. On the left side of the page, there is a vertical sidebar with a red background and a repeating shield pattern. It contains sections for 'Account Tools' (with 'Self Service' and 'Change Password' links) and 'Important Dates' (with the text 'April 9 - Fall semester online registration begins').

← → ↻ my.ursinus.edu/portal/my-ursinus

REQUEST INFO ▶ VISIT ▶ APPLY ▶

INFORMATION FOR ▼

About Academics Admission Athletics



Student Life News & Events After



CANVAS

ACADEMIC CALENDAR

COLLEGE CATALOG

REGISTER CAMPUS SOCIAL EVENT

WEBMAIL

PLANNING A C

STUDENT HANDBOOK

Search ursinus.edu

SEARCH

Account Tools

Self Service

Change Password

Important Dates

April 9 - Fall semester online registration begins

Hello, Joel Zacharias

This page provides links to helpful resources to help manage your student experience at Ursinus.

MY ANNOUNCEMENTS

Your voice matters! Take the [NSSE survey](#) to help Ursinus improve your educational experience and enter the drawing

MY INFO



Ursinus College

Updates to this information can be managed in [Self Service](#). The information listed here will be shared with staff at Ursinus

STUDENT PORTAL ACCESS

<https://my.ursinus.edu/portal/my-ursinus>

The screenshot shows a web browser window with the address bar displaying `selfservice.ursinus.edu/Student`. The page header features the Ursinus College logo and the name "Ursinus College" on the left, and a user profile icon with the name "jozacharias" on the right. Below the header, a welcome message reads "Hello, Welcome to Colleague Self-Service!" followed by the instruction "Choose a category to get started." The main content area is a grid of 12 service tiles, each with an icon, a title, and a brief description:

- Student Finance**: Here you can view your latest statement and make a payment online.
- Financial Aid**: Here you can access financial aid data, forms, etc.
- Tax Information**: Here you can change your consent for e-delivery of tax information.
- Banking Information**: Here you can view and update your banking information.
- Student Planning**: Here you can search for courses, plan your terms, and schedule & register your course sections.
- Course Catalog**: Here you can view and search the course catalog.
- Grades**: Here you can view your grades by term.
- Graduation Overview**: Here you can view and submit a graduation application.
- Enrollment Verifications**: Here you can view and request an enrollment verification.
- Academic Attendance**: Here you can view your attendances by term.

STUDENT PORTAL ACCESS

<https://my.ursinus.edu/portal/my-ursinus>

selfservice.ursinus.edu/Student

Ursinus College

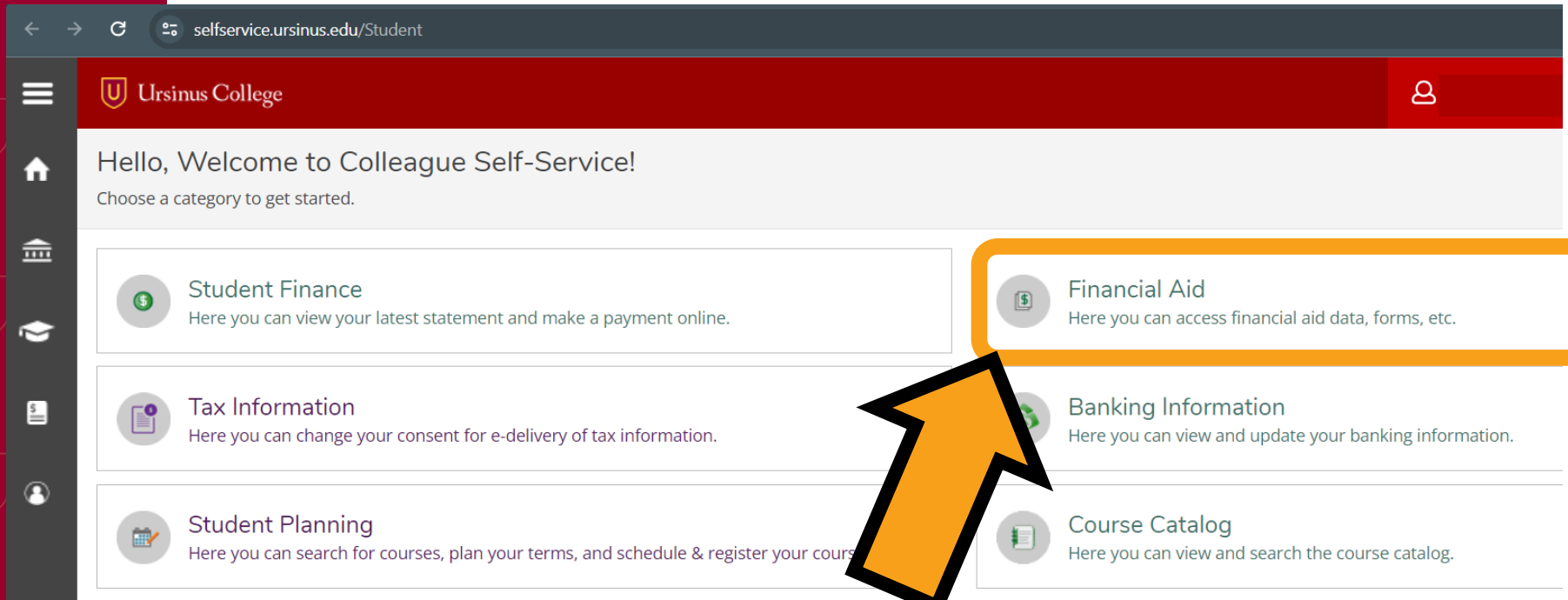
Hello, Welcome to Colleague Self-Service!
Choose a category to get started.

- Student Finance**
Here you can view your latest statement and make a payment online.
- Financial Aid
Here you can access financial aid data, forms, etc.
- Tax Information
Here you can change your delivery of tax information.
- Banking Information
Here you can view and update your banking information.
- Student Planning
Here you can search for courses, plan your schedule.
- Grades
Here you can view your grades by term.
- Enrollment Verifications
Here you can view and request an enrollment verification.
- Academic Attendance
Here you can view your attendances by term.

View your bill, make a payment, and more

STUDENT PORTAL ACCESS

<https://my.ursinus.edu/portal/my-ursinus>



The screenshot shows a web browser window with the address bar displaying `selfservice.ursinus.edu/Student`. The page header includes the Ursinus College logo and a user profile icon. The main content area is titled "Hello, Welcome to Colleague Self-Service!" and "Choose a category to get started." Below this, there are several service categories, each with an icon and a brief description:

- Student Finance**: Here you can view your latest statement and make a payment online.
- Financial Aid**: Here you can access financial aid data, forms, etc. (This category is highlighted with a yellow border and a yellow arrow pointing to it from the bottom right.)
- Tax Information**: Here you can change your consent for e-delivery of tax information.
- Banking Information**: Here you can view and update your banking information.
- Student Planning**: Here you can search for courses, plan your terms, and schedule & register your courses.
- Course Catalog**: Here you can view and search the course catalog.

**View your financial aid letter,
check missing documents,
adjust loans, and more**

STUDENT PORTAL ACCESS

<https://my.ursinus.edu/portal/my-ursinus>

The screenshot shows the student portal interface. At the top, there is a navigation bar with links for 'REQUEST INFO', 'VISIT', 'APPLY', and 'INFORMATION FOR'. Below this is the Ursinus College logo and a secondary navigation menu with links for 'About', 'Academics', 'Admission', 'Athletics', 'Student Life', and 'News & Events'. A large orange arrow with the text 'Scroll Down' is overlaid on the page, pointing downwards. Below the arrow, there is a search bar with the text 'Search ursinus.edu' and a 'SEARCH' button. To the left of the search bar, there is a sidebar with 'Account Tools' (Self Service, Change Password) and 'Important Dates' (April 9 - Fall semester online registration begins). To the right of the search bar, there is a 'MY ANNOUNCEMENTS' section with the text 'Your voice matters! Take...' and a 'MY INFO' section with the text 'Updates to this information can be managed in Self-Service. The information listed here will is shared with staff at Ursinus'.

STUDENT PORTAL ACCESS

<https://my.ursinus.edu/portal/my-ursinus>

MY RESOURCES

Registration

+

Health & Wellness

+

Student Records

+

Academic Support

+

Student Financial Services


-

Additional Services

+

Add Proxy Access for Bill: Bills are distributed to students directly, but students can assign proxies to view and pay their bill. View proxy options here.

Bear2Bear Fund Request: Bear2Bear funds are available if you are facing temporary financial hardship as a result of an emergency or crisis. Eligibility and application are listed here.



Create proxy access for parent(s) and/or guardian(s)

To Do List...

1. Student Must Read & Sign SRA (opens 7/1 via student portal)
2. Waive Or Enroll In Student Health Plan Option
(<https://studentcenter.uhcsr.com/ursinus>: now open & closes 9/6)
3. Opt-out Option For Tuition Insurance
(tuitionprotection.com/ursinus: opens 7/1 & closes 8/25)
4. Student Direct Loan(s)
 - Accept at www.studentaid.gov (entrance counseling and MPN)
 - Decline via student portal
5. Student should routinely check UC email for information and forms/paperwork needed



Semester Billing & Due Dates

Fall 2024

- Available ONLINE ONLY 7/8
- Due in full 8/5

Spring 2025

- Available ONLINE ONLY 12/1
- Due in full 1/6



Payment Options

Preferred Payment Options:

- EFT online via parent/student portal (no fee)
- Debit/Credit Card online via parent/student portal (2.4% convenience fee)
- Monthly Payment Plan (www.ursinus.edu/paymentplan)

Other Options:

- 529 Plan
- Personal checks by mail

Loan Options:

- Private Loan (www.elmselect.com)
- Parent Plus Loan (www.studentaid.gov)

URSINUS DOES NOT ACCEPT CASH PAYMENTS



Ursinus College

Scan Now!



Ursinus College

Keep In Touch!

Office Hours: M-F 8:30am-4:30pm

- June and July - office will close at 12:30pm on Fridays
- College closed week of July 1

Corson Hall Suite 108

610-409-3600

financialaid@ursinus.edu

studentaccounts@ursinus.edu



Ursinus College